



CemBR Forecasts

Brochure



The CemBR Forecasts report provides data, insights and projections on cement supply, consumption and production needed by cement professionals to prepare their budgets or plan investment projects. The report is published in October each year.

CemBR Forecasts report

The CemBR Forecasts report is based on CemBR's extensive cement related databases, including the CGC™ the most comprehensive, up to date and accurate cement-related database and intelligence platform in the world. The database is monitored on a daily basis. The report is prepared by a team of cement related professionals with extensive experience in the sector.

The report covers

95%

of global cement consumption

The projections are based on several research and analysis tools employed by CemBR, and they incorporate the views of CemBR's extensive network of cement professionals. Projections are thus real-life point to point assessments for the first two years, clearly identifying market inflections (including declines). The last three years of projections are based on CemBR's rigorous trend-based model providing realistic outcomes for cement consumption.

Report contents

The CemBR Forecasts report contains two sections:

Global and regional section

Five year global and regional forecasts covering the 90 largest markets representing around 95% of global cement consumption. Indicators include demand, supply, utilisation rates, and growth rates.

Plus, several aggregated cement related indicators globally and regionally for the last ten years including:

- GDP, average GDP per capita and population
- Cement capacity and utilisation rates
- Cement consumption and average consumption per capita
- Number of cement plants
- Top 15 cement markets (by production, consumption, imports and exports)
- Heat maps showing several cement related indicators

Country section

Forward looking data, narrative and five-year projections on the:

60

largest cement markets in the world

Five-year forecasts on...

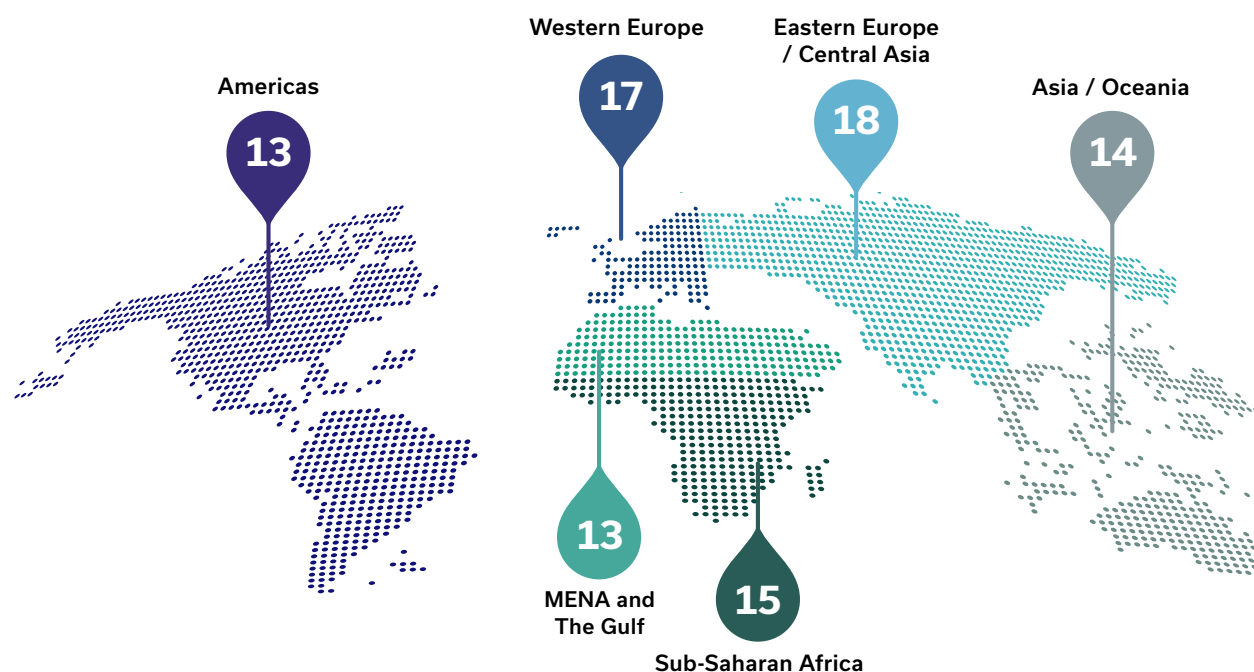
- Macroeconomic and construction indicators
- Cement capacity
- Cement consumption and consumption per capita
- Supply-demand balance, excess/deficit capacity

Data and insights on...

- Macroeconomic and construction activity insights - forward looking
- Current cement assets data (number of plants, cement capacity, cement utilisation rate)
- Narrative and insights on new supply, M&A activity
- Detailed historical data on trading and its impact on supply-demand balance. Insights of impact of trading going forward.
- The data, insights, and cement related indicators contained within the report are extensive, up to date, and accurate reflecting our team's cement expertise and experience.

Regions represented

Number of markets by region



The 90 countries included in the global and regional sections of this report provide a truly representative picture of the cement market, as they represent 95% of total global cement consumption. CemBR is adding more and more countries in our global database, with a view to include all meaningful cement markets in the world soon.

The country section includes the following markets

Americas	Western Europe	Eastern Europe / Central Asia	MENA and The Gulf	Sub-Saharan Africa	Asia/Oceania
Argentina	Austria	Croatia	Algeria	Angola	Australia
Bolivia	Belgium	Czech Republic	Egypt	Ethiopia	Bangladesh
Brazil	France	Hungary	Iraq	Ghana	India
Canada	Germany	Kazakhstan	Morocco	Kenya	Indonesia
Chile	Greece	Poland	Qatar	Mozambique	Japan
Colombia	Ireland	Romania	Saudi Arabia	Nigeria	Malaysia
Ecuador	Italy	Russia	Tunisia	Senegal	Pakistan
Mexico	Portugal	Ukraine	Turkey	South Africa	Philippines
Peru	Spain	Uzbekistan	United Arab Emirates	Tanzania	South Korea
USA	Switzerland			Uganda	Thailand
	UK				Vietnam


These 60 markets have been selected based on a) their size, b) on their characteristics making them interesting to a larger audience, and c) they represent the most important markets in their respective regions.

A comprehensive, analytical and insightful report

The CemBR Forecasts report provides:

- Comprehensive data
- Rigorous analysis
- Unparalleled insights
- Rational and real-life based projections


The reader will develop a significant understanding of the global cement sector, benefiting from several data points including five-year projections. At the same time, the reader will gain an in-depth understanding of the 60 largest markets in the world including five-year projections and several cement related indicators.



Further information

The CemBR Forecasts report is published in October every year. The report is provided in a clearly designed and easy-to-read hard copy.

Purchasing options



x1
copy

One copy (individual user) of report



x1
copy +



One copy (individual user) of report including Excel spreadsheet

There are discounts available for additional copies (users). Visit cembrgroup.com for full pricing details.

CemBR is the ultimate intelligence provider in the global cement sector

Email: sales@cembrgroup.com

Web: cembrgroup.com

