

The CGC™ Intelligence Platform

The CGC™ (CemBR Global Compendium) is the most comprehensive cement related database and intelligence platform in the world



2021 UPDATES

Countries included:

Argentina
Canada
Switzerland
Tunisia



2021 quick updates

Argentina:

Argentina's cement consumption rebounded by more than 20% in 2021, managing to recover the entire decline it faced during 2018-2020 and reaching 12.0 million tonnes. H2 2021 was particularly strong. There were some interesting changes at the level of capacity, as well.

Canada:

A weak 2020 (3% decline over 2019) was followed by a good recovery in 2021 of around 5%. At the same time, both imports and exports increased at almost the highest levels of the last decade. During the year CRH Canada Group closed two of its four kilns at the Joliette cement plant, thus halving its capacity.

Also in 2021, the acquisition of McInnis Cement by Votorantim was concluded and an integration process began between McInnis and St. Marys Cement.

Switzerland:

Switzerland cement consumption has been stable for the last ten years ranging between 5.2 million tonnes at its highest and 4.7 million tonnes at its lowest. 2021 figures were almost the same with 2020 both in terms of consumption and net trading of cement. The cement utilisation rates remained at reasonably high levels despite the 600 kt of imports during the year.

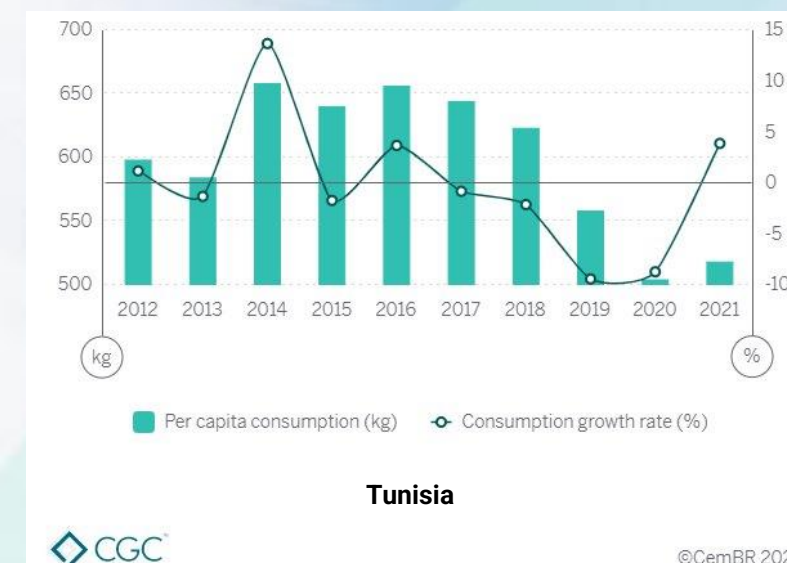
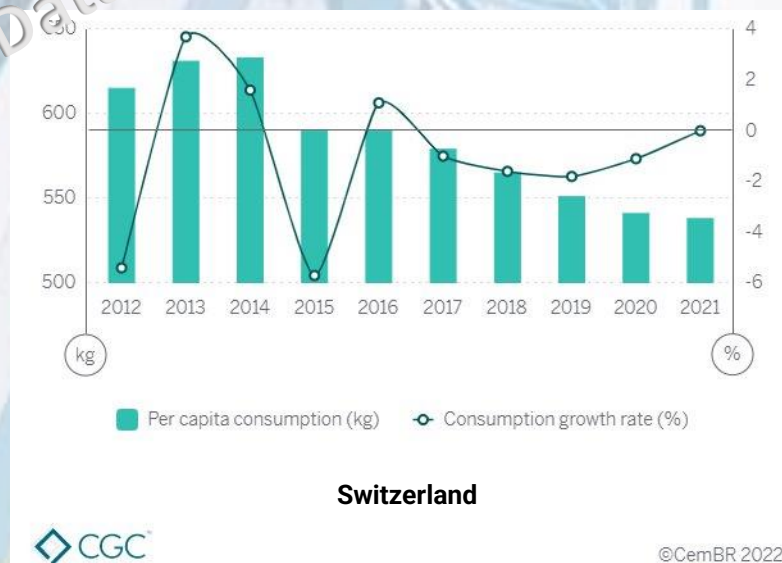
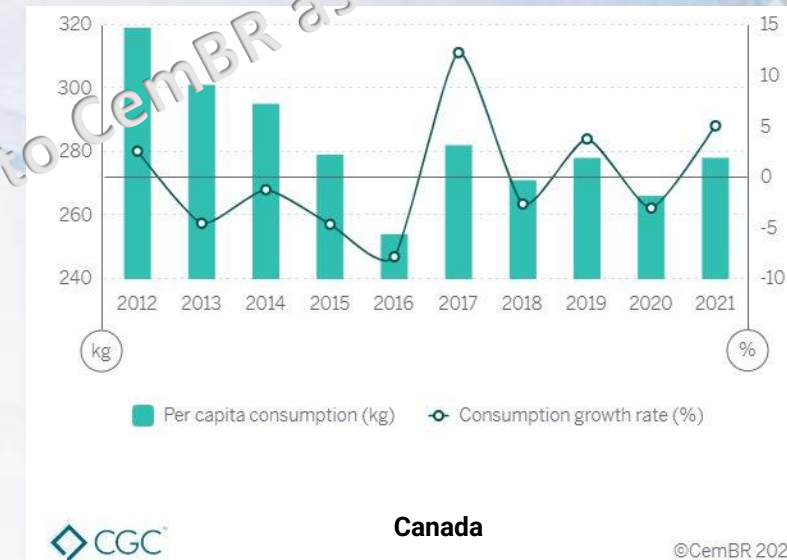
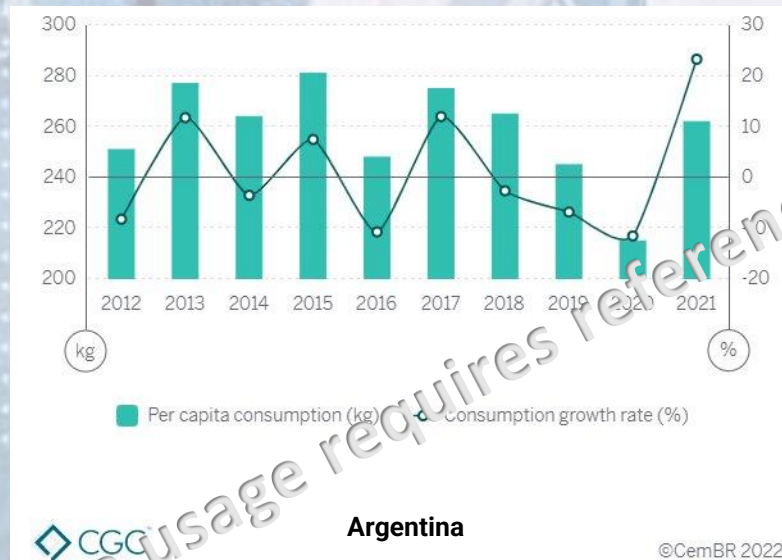
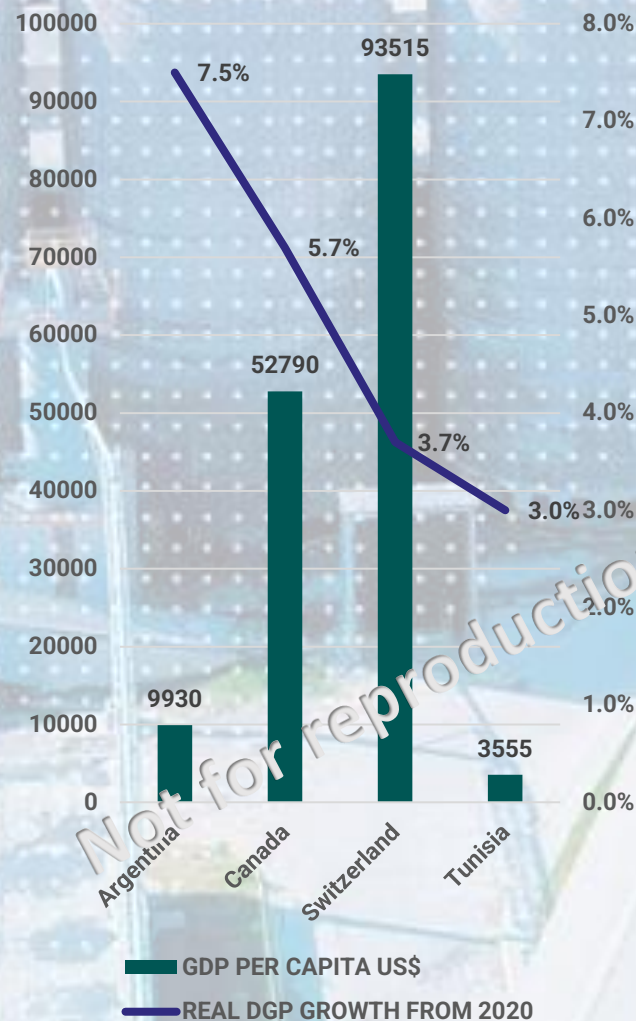
Tunisia:

Following a four-year declining trend, Tunisia's cement market recovered in 2021 by an almost 4% over 2020. Still, 2021 consumption is over 15% below the decade high of 7.4 million tonnes achieved in 2017.

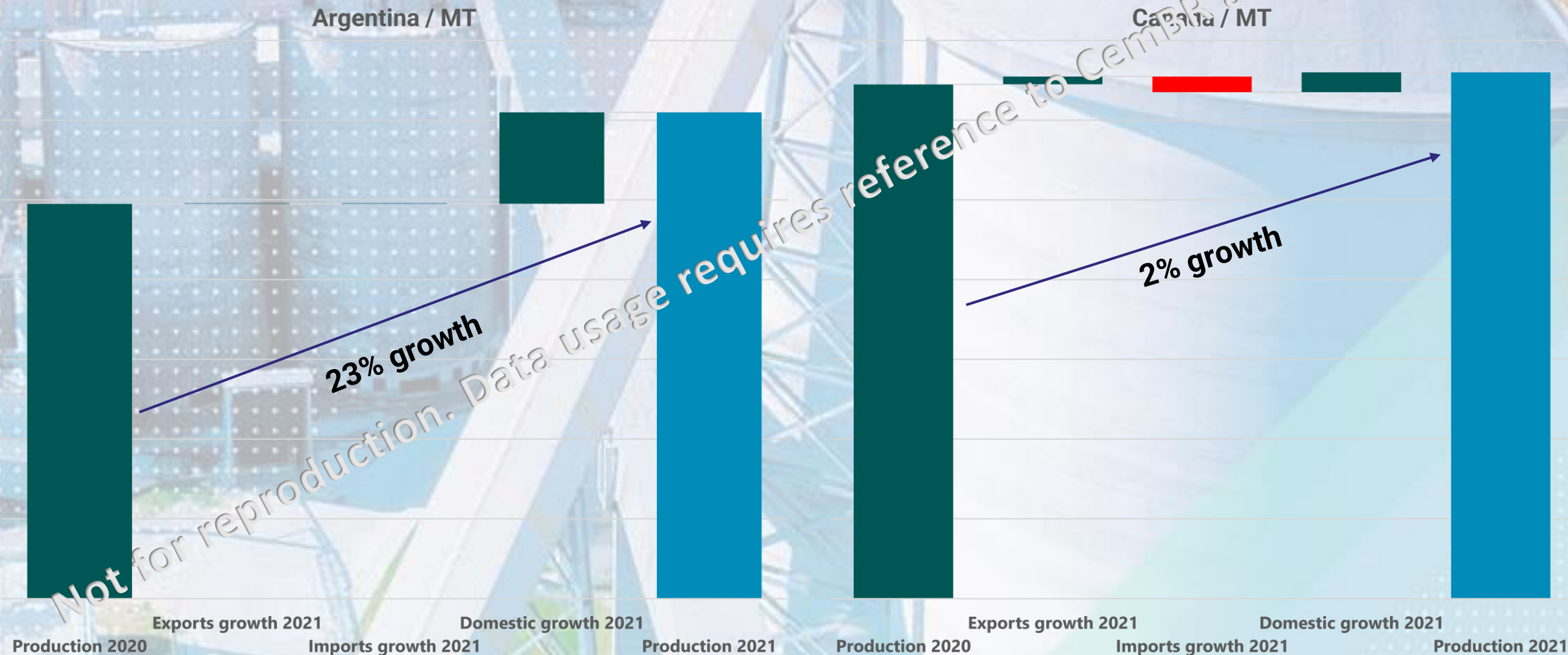
At the same time, exports continued their increasing trend reaching over 2 million tonnes in 2021, which is a decade high for the Tunisian cement industry.

2021 Updates – Key macroeconomic and cement related figures

Macro 2021



2021 Updates – Key cement related figures (production, domestic growth, and trading)



2021 Updates – Key cement related figures (production, domestic growth, and trading)

Switzerland / MT

Tunisia / MT

0% growth

21% growth

Production 2020 Exports growth 2021 Imports growth 2021 Domestic growth 2021 Production 2021

Production 2020 Exports growth 2021 Imports growth 2021 Domestic growth 2021 Production 2021

Source:





Country dashboard

A snapshot of the market with twelve cement related indicators. Downloadable in PDF.



Market and economic data

Macroeconomic and cement data in tabular and graphical form. Compare markets and download in Excel.



Manufacturing facilities data

Every cement manufacturing facility with detailed information and data. Interactive maps and tables.

The CGC™ is accessed via an annual subscription
Register now at **cembrcg.com**





The ultimate "intelligence" provider in the global cement sector

Our websites:

CemBR main website
cembrgroup.com



For the CGC:
cembrcg.com

