

## The CGC™ Intelligence Platform

The CGC™ (CemBR Global Compendium) is the most comprehensive cement related database and intelligence platform in the world



Country dashboard

A snapshot of the market with twelve cement related indicators. Downloadable in PDF.



Market and economic data

Macroeconomic and cement data in tabular and graphical form. Compare markets and download in Excel.



Manufacturing facilities data

Every cement manufacturing facility with detailed information and data. Interactive maps and tables.

The CGC™ is accessed via an annual subscription  
Register now at [cembrgc.com](https://cembrgc.com)



CemBR Global Compendium (CGC™) is a trading name of Cement Business Advisory Ltd (CBA).

## 2021 UPDATES

Countries included:

**Austria**  
**Belgium**  
**Bulgaria**  
**Hungary**



## 2021 quick updates

### Austria

After a marginal drop in 2020, Austria experienced a significant growth in cement demand in 2021 of almost 10%. As a result, per capita consumption reached a decade high of around 700 Kg. Production also increased by 6% making 2021 the highest production year in the last decade. Imports were also increased by around 20% whereas exports declined slightly.

### Belgium

Following a close to 8% decline in 2020, the Belgian market recovered in 2021 by almost 5%. At the same time, imports to the country remained at a similar level to 2020 whereas exports increased significantly by around 20%. As a result, production in 2021 increased by 10% representing the highest production of cement in the country since 2010. Cement utilisation rate thus increased to just over 80%.

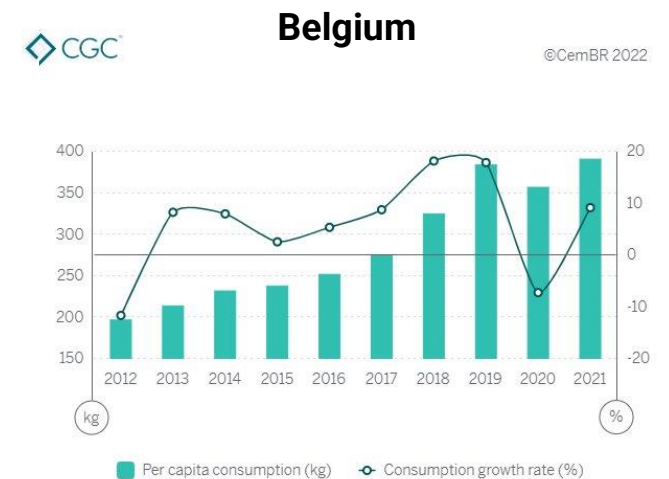
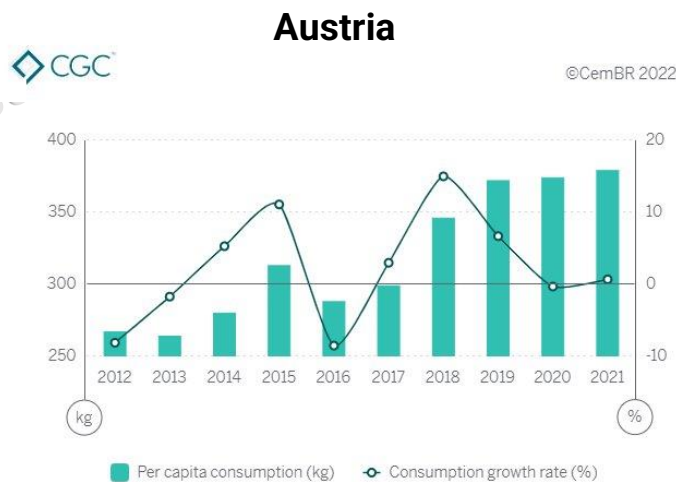
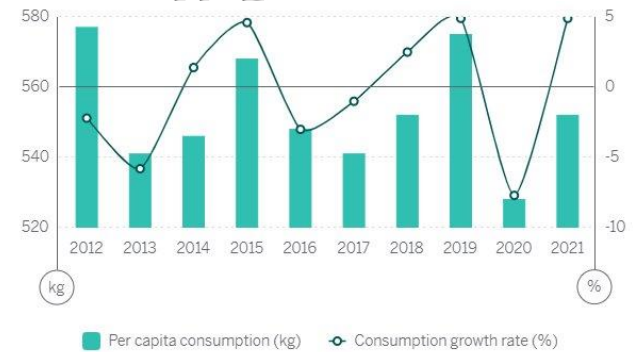
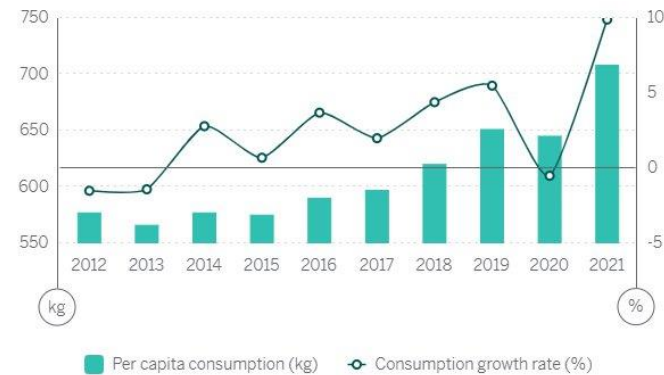
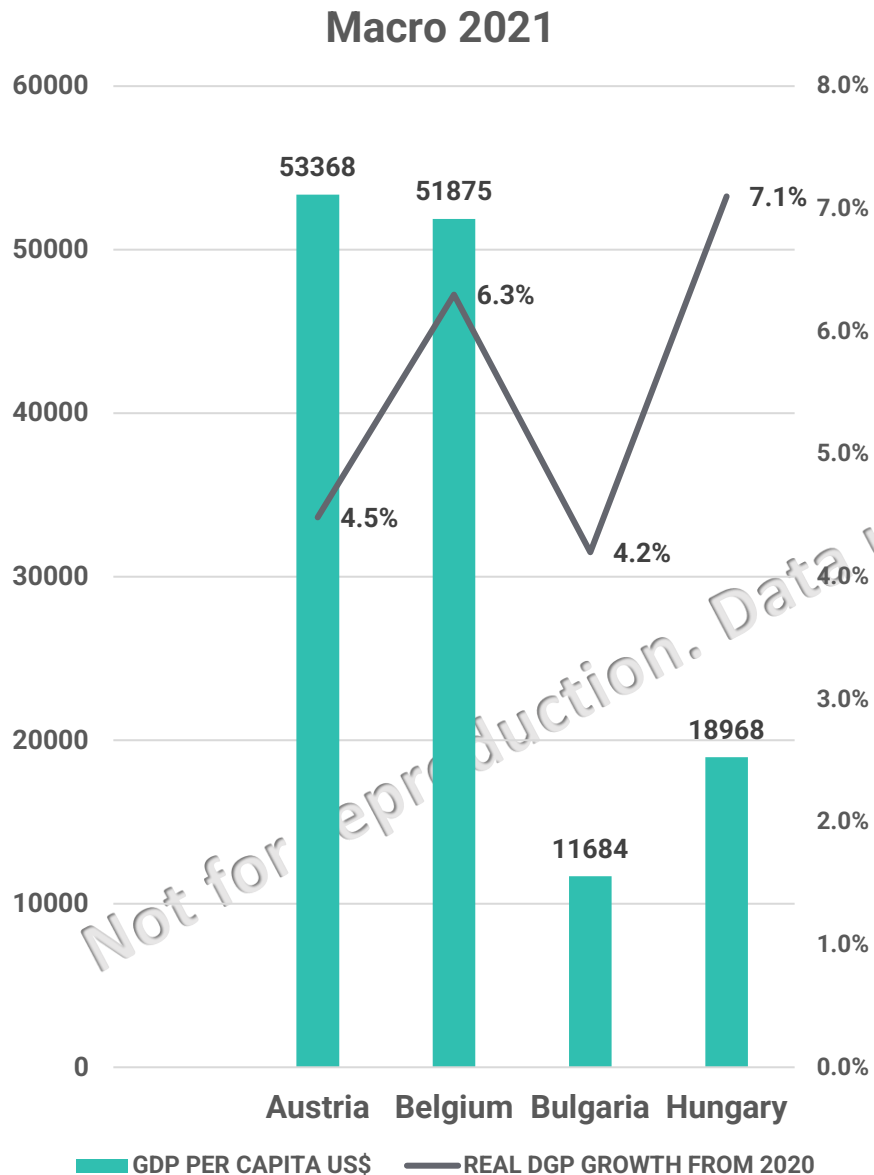
### Bulgaria

A slight uplift in demand in 2021 has not made much of a difference in either the overall consumption or production in Bulgaria. Both have been relatively static over the last three years. However, imports have increased by around 14% and exports by around 6% in 2021 over 2020. Not much change has been registered in the manufacturing configuration of the country in 2021.

### Hungary

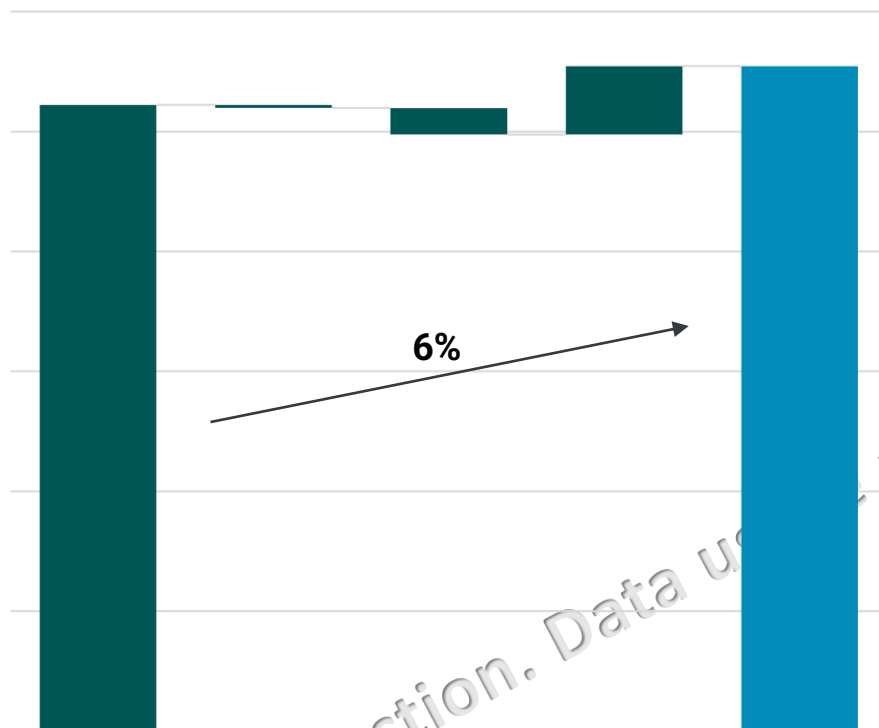
A strong economic recovery of around 7.1% has led to a significant growth rate in cement consumption of around 9.2%. As a result, 2021's cement consumption was slightly higher than the up to now decade high of 2019. Per capita also increased to the highest for the last decade. Imports saw an increase of around 5%, whereas exports declined by around 7.5% (exports are at low levels). There were no significant changes in the manufacturing configuration of the industry in 2021.

## 2021 Updates – Key macroeconomic and cement related figures

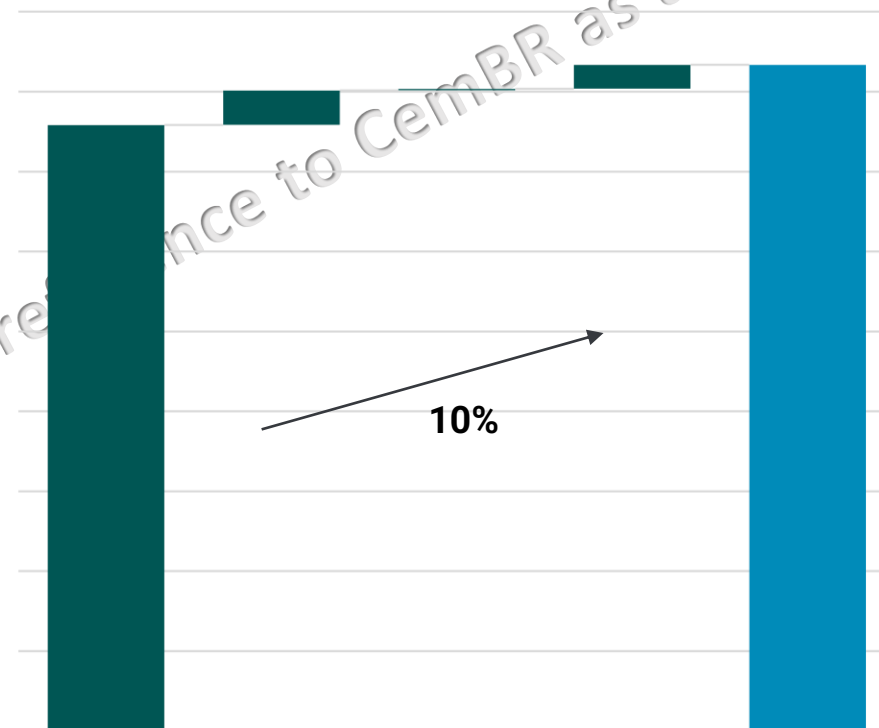


## 2021 Updates – Key cement related figures (production, domestic growth, and trading)

Austria / MT

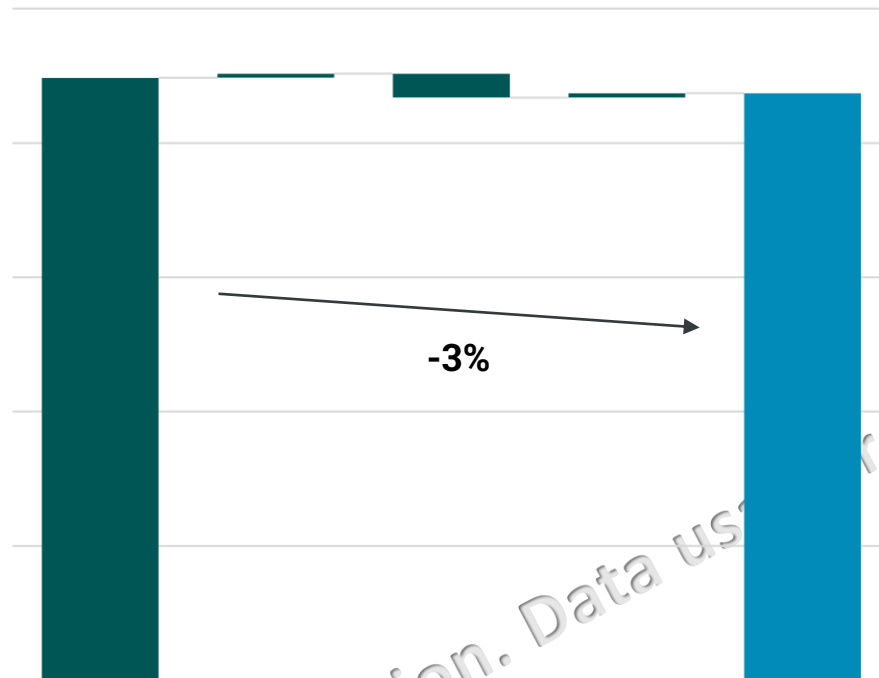


Belgium / MT

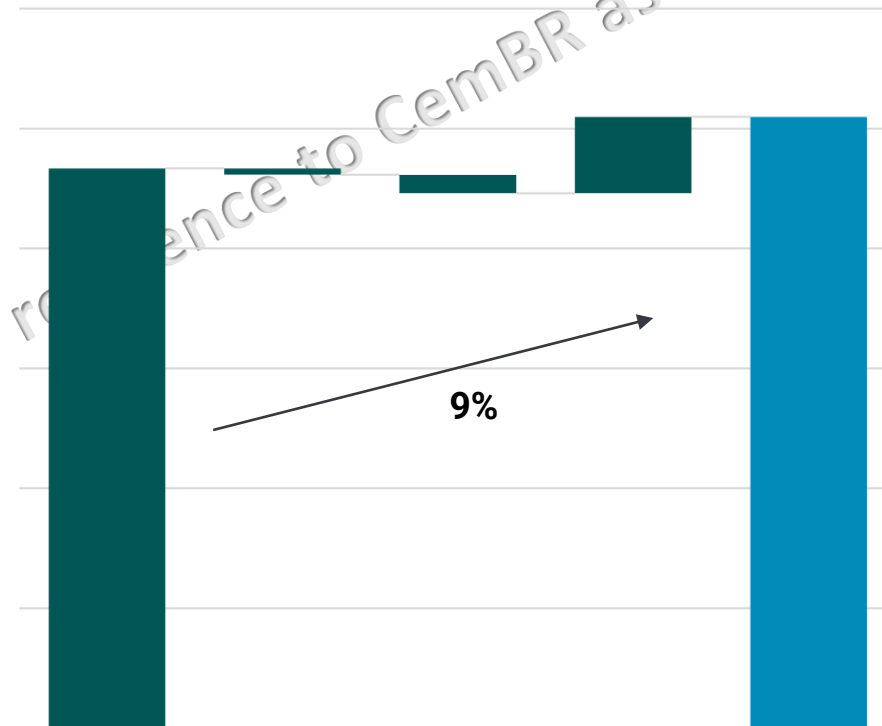


## 2021 Updates – Key cement related figures (production, domestic growth, and trading)

Bulgaria / MT



Hungary / MT



Not for reproduction. Data requires reference to CemBR as a source





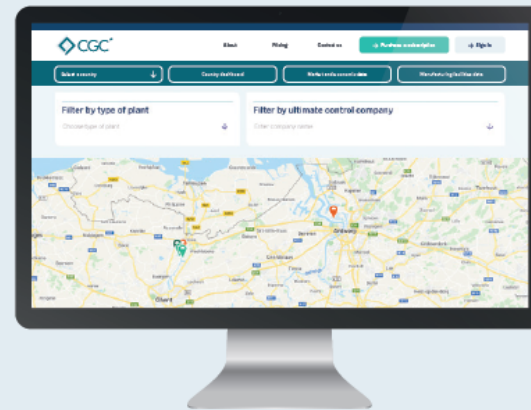
### Country dashboard

A snapshot of the market with twelve cement related indicators. Downloadable in PDF.



### Market and economic data

Macroeconomic and cement data in tabular and graphical form. Compare markets and download in Excel.



### Manufacturing facilities data

Every cement manufacturing facility with detailed information and data. Interactive maps and tables.


The CGC<sup>TM</sup> is accessed via an annual subscription  
Register now at **[cembrcg.com](http://cembrcg.com)**



The ultimate “intelligence” provider in the global cement sector

## Our websites:

CemBR main website  
**[cembrgroup.com](http://cembrgroup.com)**



For the CGC:  
**[cembrcg.com](http://cembrcg.com)**



## The CGC™ Intelligence Platform

The CGC™ (CemBR Global Compendium) is the most comprehensive cement related database and intelligence platform in the world



### Country dashboard

A snapshot of the market with twelve cement related indicators. Downloadable in PDF.



### Market and economic data

Macroeconomic and cement data in tabular and graphical form. Compare markets and download in Excel.



### Manufacturing facilities data

Every cement manufacturing facility with detailed information and data. Interactive maps and tables.

The CGC™ is accessed via an annual subscription  
Register now at **[cembrcg.com](http://cembrcg.com)**



CemBR Global Compendium (CGC™) is a trading name of Cement Business Advisory Ltd (CBA).